

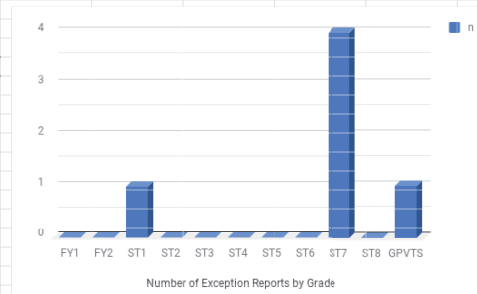
## Guardian of Safe Working Hours Report

Report start date: 01/08/17  
 Report end date: 06/11/17

### Exception Reports Summary Statistics

Total Number of Exception Reports: 6  
 Number of Trainees Submitting Exception Reports: 4

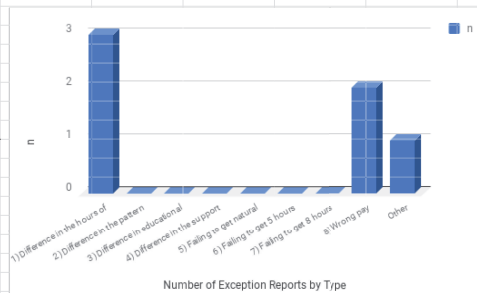
Exception Reports by Trainee Grade	n	%
FY1	0	0.00%
FY2	0	0.00%
ST1	1	16.67%
ST2	0	0.00%
ST3	0	0.00%
ST4	0	0.00%
ST5	0	0.00%
ST6	0	0.00%
ST7	4	66.67%
ST8	0	0.00%
GPVTS	1	16.67%



Exception Reports by Rota	n	%
Paeds SHO	2	33.33%
Paeds SpR	4	66.67%
GUM	0	0.00%



Exception Reports by Type	n	%
1) Difference in the hours of work (e.g. staying late)	3	50.00%
2) Difference in the pattern of hours worked	0	0.00%
3) Difference in educational opportunities or available support	0	0.00%
4) Difference in the support available during service commitments	0	0.00%
5) Failing to get natural breaks	0	0.00%
6) Failing to get 5 hours continuous rest in a 24 hour on-call period (between 10pm - 7am)	0	0.00%
7) Failing to get 8 hours rest between shifts	0	0.00%
8) Wrong pay	2	33.33%
Other	1	16.67%

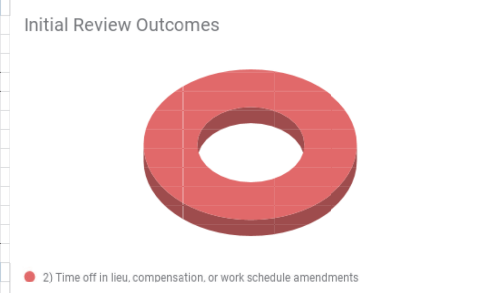


Workload assessment	n	%
Extra hours worked by trainees (total)	2.5	
Extra hours worked per exception report (average)	0.83	
Breaks missed (total)	0	
Breaks missed per exception report (average)	#DIV/0!	

### Initial Review Meetings Summary Statistics

Total number of initial review meetings (IR): 1  
 Proportion of ERs with IRs: 16.7%

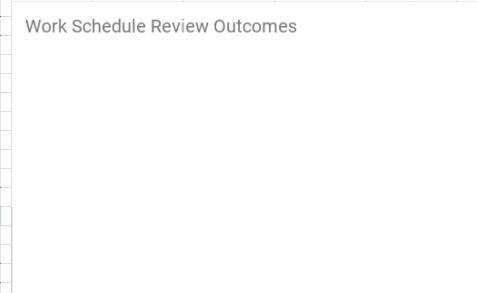
IR Outcomes	n	%
1) No further action needed at present	0	0.0%
2) Time off in lieu, compensation, or work schedule amendments	1	100.0%
Time off in lieu	1	100.0%
Compensation	0	0.0%
Work schedule amendments	0	0.0%
Trainees agreeing with IR outcomes	1	100.0%



### Work Schedule Reviews Summary Statistics

Total number of work schedule reviews (WSR): 0  
 Proportion of ERs with WSRs: 0.0%

WSR Outcomes	n	%
1) No further action needed at present	0	#DIV/0!
2) Time off in lieu, compensation, or work schedule amendments	0	#DIV/0!
Time off in lieu	0	#DIV/0!
Compensation	0	#DIV/0!
Work schedule amendments	0	#DIV/0!
Trainees agreeing with IR outcomes	0	#DIV/0!



### Summary of Fines

Total number of fines: #VALUE!

Breakdown of fines by type	n	%
72 hour rule	#VALUE!	
48 hour rule	0	
Breaks rule	0	
Less than 8 hours rest rule	5	